

ਮਹਾਰਾਜਾ ਰਣਜੀਤ ਸਿੰਘ  
ਪੰਜਾਬ ਟੈਕਨੀਕਲ ਯੂਨੀਵਰਸਿਟੀ  
ਬਾਦਲ ਰੋਡ, ਬਠਿੰਡਾ-151001, ਪੰਜਾਬ (ਭਾਰਤ)



MAHARAJA RANJIT SINGH  
PUNJAB TECHNICAL UNIVERSITY  
BADAL ROAD, BATHINDA-151001, PUNJAB (INDIA)

ਪ੍ਰੋ. ਕਰਨਵੀਰ ਸਿੰਘ  
ਕੰਟਰੋਲਰ (ਪ੍ਰੀਖਿਆਵਾਂ)

(Established by Govt. of Punjab vide Punjab Act No. 5 of 2015 under section 2(f) of UGC Act)

Prof. Karanvir Singh  
Controller (Examinations)

Ref. No : **MRSPTU/CoE/3149**

Date: **27/09/2023**

## **NOTICE**

**Sub: - Schedule and Instructions for filling examination forms for Dec-2023 end semester examination (except 2023 batch)**

Regular and Reappear examination forms for Dec-2023 (all batches except 2023 batch) exams will be filled online for all batches on [www.mrsstuexam.com](http://www.mrsstuexam.com). The detailed schedule is as follows:

S. No.	Description (fees @ Rs. 2000/- per sem. from 2022 batch onwards) (fees @ Rs. 1000/- per sem. from 2019 batch onwards) (fees @ Rs. 700/- per sem. for other batches)	Dates		Payment reconciliation	Fee Deposition
		From	To		
1.	Filling & locking of examination forms without late fees	03/10/2023	10/10/2023	11/10/2023	Fee shall be deposited directly by the students online
2.	Filling & locking of examination forms with late fees of Rs. 1000/- per form	12/10/2023	17/10/2023	18/10/2023	
3.	Filling & locking of examination forms with late fees of Rs. 2000/- per form	19/10/2022	25/10/2023	26/10/2023	
4.	Filling & locking of examination forms with late fees of Rs. 5000/- per form	From 27/10/2023 onwards		-----	

### **Important Points**

- **No form filling will be done on the day of payment reconciliation.**
- Admit cards shall be generated through software by the concerned HOD. The Admit card can be generated as soon as the student locks the examination form.
- The students can appear in the exam only if admit card is generated. HOD must ensure the generation of admit card before the start of examination.
- The examination form of those students will not be considered whose degree tenure (2N for 2015 batch & N + 2 from 2016 batch onwards) is over.

### **INSTRUCTION FOR FILLING OF FORMS**

1. Up-gradation of students, filling of elective subjects and filling of groups are compulsory before the form filling can be done.

**MAHARAJA RANJIT SINGH PUNJAB TECHNICAL UNIVERSITY**

**BATHINDA - 151001, PUNJAB (INDIA)**

**Ph. No.:** +91-87250-72333, **Fax:** +91-164-2280164, **Website:** [www.mrsstu.ac.in](http://www.mrsstu.ac.in), **E-mail id:** [coemrs@mrsptu.ac.in](mailto:coemrs@mrsptu.ac.in)

ਮਹਾਰਾਜਾ ਰਣਜੀਤ ਸਿੰਘ  
ਪੰਜਾਬ ਟੈਕਨੀਕਲ ਯੂਨੀਵਰਸਿਟੀ  
ਬਾਦਲ ਰੋਡ, ਬਠਿੰਡਾ-151001, ਪੰਜਾਬ (ਭਾਰਤ)



MAHARAJA RANJIT SINGH  
PUNJAB TECHNICAL UNIVERSITY  
BADAL ROAD, BATHINDA-151001, PUNJAB (INDIA)

ਪ੍ਰੋ. ਕਰਨਵੀਰ ਸਿੰਘ  
ਕੰਟਰੋਲਰ (ਪ੍ਰੀਖਿਆਵਾਂ)

(Established by Govt. of Punjab vide Punjab Act No. 5 of 2015 under section 2(f) of UGC Act)

Prof. Karanvir Singh  
Controller (Examinations)

2. The examination form (Regular / Reappear) of student will be filled directly by the student in his ID. The payment can be done in any mode but preferably it should be done with net banking / debit card / credit card (**Procedure attached along**).
3. If the payment is a success then the form shall get locked and student can take a print out.
4. If the payment is deducted from the student and the form does not get locked the student shall wait for 24 hours. He shall login again and click on tab **Examination → Payment history → Verify the fees** to lock the form.
5. If the student has filled and locked the form but he/she wants to modify the same, then the following procedure is to be adopted.
  - a) **For Regular forms**
    - Upto 27/10/2023 the student can unlock the form from his ID and make the necessary correction and again lock the form. Correction fees of Rs. 1000/- shall be charged every time the form is unlocked.
    - After 27/10/2023, the student shall mail his request to **supportexam@mrsptu.ac.in** and the required correction shall be done after completing the required documentation online as shall be directed on the mail.
  - b) **For Reappear forms**
    - The student can mail the request at **supportexam@mrsptu.ac.in** and the required correction shall be done after completing the necessary documentation as shall be directed in the mail.
6. Roll Nos. can be downloaded in the student ID after the same has been generated by the HOD.
7. Student will print a copy of examination form and admit card and deposit with his/her institute.
8. In case of any clarification / problem, please contact to Mobile No. **7889146422** and email at **supportexam@mrsptu.ac.in**.
9. **Schedule of form filling for 2023 admitted students (1<sup>st</sup> Sem. + 3<sup>rd</sup> Sem. LEET) shall be notified later.**

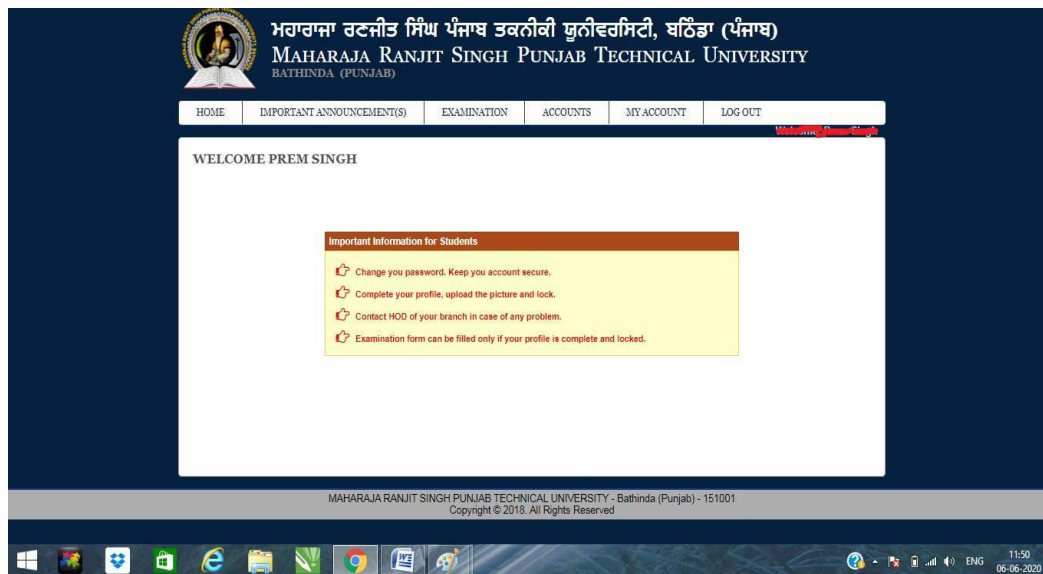
Controller of Examinations  
MRSPTU, Bathinda

C.C: -  
Prof. Incharge (Accounts Branch)  
MRSPTU, Bathinda

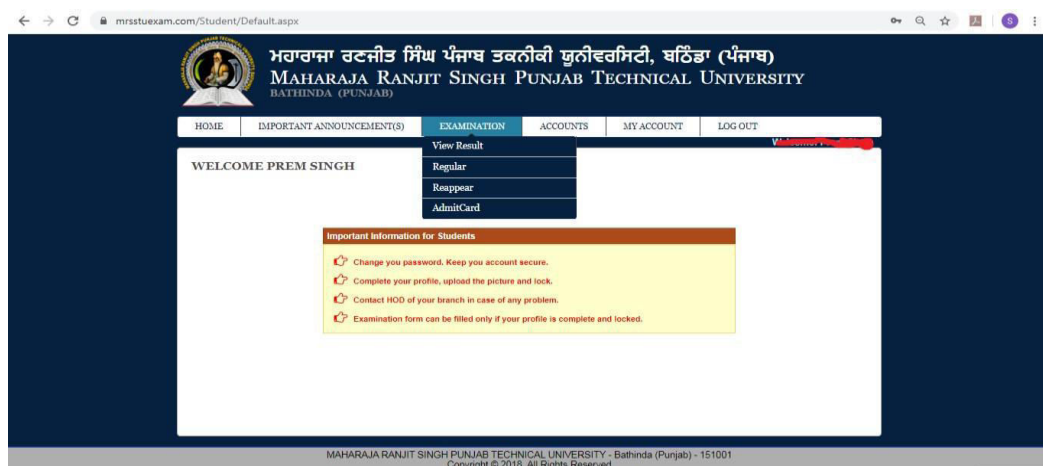
# STEPS FOR FORM FILLING BY STUDENTS

(For Correction examination form only Regular)

1. Open website [www.mrsstuexam.com](http://www.mrsstuexam.com) and login in Student id.



2. On the header menu, move your mouse pointer to Examination.



3. Click on Regular exam form.

MAHARAJA RANJIT SINGH PUNJAB TECHNICAL UNIVERSITY  
BATHINDA (PUNJAB)

HOME | IMPORTANT ANNOUNCEMENT(S) | **EXAMINATION** | ACCOUNTS | MY ACCOUNT | LOG OUT

View Result  
Regular  
Reappear  
AdmitCard

WELCOME AMANDEEP KAUR

Important Information for Students

- Change you paseword. Keep you account secure.
- Complete your profile, upload the picture and lock.
- Contact HOD of your branch in case of any problem.
- Examination form can be filled only if your profile is complete and locked.

MAHARAJA RANJIT SINGH PUNJAB TECHNICAL UNIVERSITY - Bathinda (Punjab) - 151001  
Copyright © 2018. All Rights Reserved

4. Click on Unlock from with payment.

(Section-A)  
Click on CheckBox to select the Subjects in which you want to appear in Exam.  
Select your current semester.

Semester: 10th

Subject Code	Paper Id	Subject Title / Remarks	T/P
BACH1002	10120102	BACH1002 - 10120102 - Construction Management –I	Theory
BACH1003	10120103	BACH1003 - 10120103 - Professional Practice –I	Theory
BACH1004	10120104	BACH1004 - 10120104 - Disaster Management –I	Theory
BACH1001	10120101	BACH1001 - 10120101 - Architectural Design – IX (Thesis – Project)	

(Section-B)  
Selected Subjects to appear in Examination

Subject Code	Paper Id	Subject Title / Remarks	T/P	Internal	External
BACH1001	10120101	Architectural Design – IX (Thesis – Project)		Yes	Yes
BACH1002	10120102	Construction Management –I	Theory	Yes	Yes
BACH1003	10120103	Professional Practice –I	Theory	Yes	Yes
BACH1004	10120104	Disaster Management –I	Theory	Yes	Yes

Unlock form with payment | Print Exam Form

- If you want to edit subject(s), then first you have to delete the subject(s) from Section-B and then add the correct subject from Section-A.
- The manual cutting/Over Writing in Exam. form is not allowed & liable to be rejected.
- Print and Download pdf button will be shown only when you lock all subject(s) in Section B.

## 5. View Payment receipt.

The screenshot shows a web browser window with the MRSSTU website. The navigation menu includes HOME, IMPORTANT ANNOUNCEMENT(S), EXAMINATION, ACCOUNTS, MY ACCOUNT, and LOG OUT. The user is logged in as Anamika. The main content area is titled "PAYMENT RECEIPT VIEW - 209500012".

Student details are displayed in a table:

Student Name	Anamika
Roll Number	[REDACTED]
Branch	Bachelor of Architecture
Batch	Aug 2015
Session	EVEN

Account details are shown in a table:

Account Head	Amount(Rs)
Exam Form Correction Fee	700.00

A "Pay Online" button is located below the account table.

Notes:

- 1# Please cross check your fee.
- 2# After payment please submit your form.

## 6. Click on Pay online.

This screenshot is identical to the one above, showing the "PAYMENT RECEIPT VIEW" page. The "Pay Online" button is highlighted with a blue border, indicating it is the next step in the process.

7. Fill correct detail and click on confirm & submit button.

The screenshot shows the 'ONLINE PAYMENT' form on the MRSSTU website. The form contains the following fields and values:

Roll Number	15120096
Name	Abhimanyu Agarwal
Email	supportexam@mrsptu.ac.in
MobileNo	8725072333
Receipt/Challan Number	EXMCFee209500015
Amount	700.00

Below the form are two buttons: 'Confirm & Submit' and 'Cancel'.

MAHARAJA RANJIT SINGH PUNJAB TECHNICAL UNIVERSITY - Bathinda (Punjab) - 151001  
Copyright © 2018. All Rights Reserved

8. Fill correct Bank Detail and click "pay now".

The screenshot shows the net banking payment page on the MRS Punjab Technical University website. The page includes the following elements:

- Reference No : EXMCFee209500011
- Amount : 700.00
- Payment Method: NET BANKING
- Pay using: VISA, MasterCard, RuPay
- For Maestro cards, please enter Expiry Date and CVV no. if available or else ignore and proceed.
- Radio buttons for Credit card (selected) and Debit card.
- Select Credit Card Option: --Select--
- PAY NOW button
- Cancel button
- Logos for Verified by VISA, MasterCard SecureCode, and HDFC BANK.
- Security notice: Your transaction is processed through a secure 2048 bit https internet connection based on secure socket layer technology. For security purposes, your following details have been logged.
- IP address 117.96.235.206 and access time Fri Jun 05 11:59:05 IST 2020.
- Copyright © 2014 TechProcess Payment Services Ltd. All rights reserved.

9. After payment, view showing message “payment is successfully paid”.

The screenshot displays the website of Maharaja Ranjit Singh Punjab Technical University, Bathinda (Punjab). The page title is "ONLINE PAYMENT - SUCCESS". A yellow message box states: "Your payment is successfully paid. Please keep printout of this receipt for future reference." Below this, a table provides transaction details:

Transaction Ref Number	EXMCFee209500011
Amount	700.00
Bank Ref Number	NA
Transaction Time	05-06-2020 11:58:49
Status	0392

Below the transaction details, the "Student Info" section is shown:

Roll Number	[REDACTED]
Student Name	[REDACTED]
Branch	[REDACTED]
Batch	Aug 2015

A "Print" link is located below the student information table. The footer of the page reads: "MAHARAJA RANJIT SINGH PUNJAB TECHNICAL UNIVERSITY - Bathinda (Punjab) - 151001 Copyright © 2018. All Rights Reserved".

10. After that, Click to Regular exam form.

The screenshot shows the website of Maharaja Ranjit Singh Punjab Technical University, Bathinda (Punjab). The user is logged in as "AMANDEEP KAUR". The "EXAMINATION" menu is open, showing options: "View Result", "Regular", "Reappear", and "AdmitCard". The "Regular" option is selected. Below the menu, there is a section titled "Important Information for Students" with the following instructions:

- Change you password. Keep you account secure.
- Complete your profile, upload the picture and lock.
- Contact HOD of your branch in case of any problem.
- Examination form can be filled only if your profile is complete and locked.

The footer of the page reads: "MAHARAJA RANJIT SINGH PUNJAB TECHNICAL UNIVERSITY - Bathinda (Punjab) - 151001 Copyright © 2018. All Rights Reserved".

11. Click on lock exam form.


<input type="checkbox"/>	BARC1643	120135	BARC1643 - 120135 - Building Sciences & Technology-VI	Theory
<input type="checkbox"/>	BARC1644	120136	BARC1644 - 120136 - Interior Design	Theory
<input type="checkbox"/>	BARC1645	120137	BARC1645 - 120137 - Estimating & Costing	Theory
<input type="checkbox"/>	BARC1646	120138	BARC1646 - 120138 - Design Philosophies-III	Theory
<input type="checkbox"/>	BARC1647	120139	BARC1647 - 120139 - Architectural Legislation	Theory
<input type="checkbox"/>	BARC1641	120133	BARC1641 - 120133 - Architectural Design-VI	

Are you sure you want to lock this Exam form?

(Section-B)  
Selected Subjects to appear in Examination

Subject Code	Paper Id		T/P	Internal	External
BARC1641	120133	Architectural Design-VI		Yes	Yes
BARC1642	120134	Building Construction-VI	Theory	Yes	Yes
BARC1643	120135	Building Sciences & Technology-VI	Theory	Yes	Yes
BARC1644	120136	Interior Design	Theory	Yes	Yes
BARC1645	120137	Estimating & Costing	Theory	Yes	Yes
BARC1646	120138	Design Philosophies-III	Theory	Yes	Yes
BARC1647	120139	Architectural Legislation	Theory	Yes	Yes

12. Print on Examination form.



**ਮਹਾਰਾਜਾ ਰਣਜੀਤ ਸਿੰਘ ਪੰਜਾਬ ਤਕਨੀਕੀ ਯੂਨੀਵਰਸਿਟੀ, ਬਠਿੰਡਾ (ਪੰਜਾਬ)**  
**MAHARAJA RANJIT SINGH PUNJAB TECHNICAL UNIVERSITY**  
 BATHINDA (PUNJAB)

HOME
IMPORTANT ANNOUNCEMENTS
EXAMINATION
ACCOUNTS
MY ACCOUNT
LOG OUT

Welcome,

**REGULAR EXAM FORM**

**Examination Session: May2020**

**Student Information -**

Branch	Architecture
Roll No / Name	
Father's / Mother's Name	
Mobile / Email / Batch	

**(Section-A)**  
Click on Checkbox to select the Subjects in which you want to appear in Exam.

Select your current semester.

Subject Code	Paper Id	Subject Title / Remarks	T/P
BARC1642	120134	BARC1642 - 120134 - Building Construction-VI	Theory
BARC1643	120135	BARC1643 - 120135 - Building Sciences & Technology-VI	Theory
BARC1644	120136	BARC1644 - 120136 - Interior Design	Theory
BARC1645	120137	BARC1645 - 120137 - Estimating & Costing	Theory
BARC1646	120138	BARC1646 - 120138 - Design Philosophies-III	Theory
BARC1647	120139	BARC1647 - 120139 - Architectural Legislation	Theory
BARC1641	120133	BARC1641 - 120133 - Architectural Design-VI	

**(Section-B)**  
Selected Subjects to appear in Examination

Subject Code	Paper Id	Subject Title / Remarks	T/P	Internal	External
BARC1641	120133	Architectural Design-VI		Yes	Yes
BARC1642	120134	Building Construction-VI	Theory	Yes	Yes
BARC1643	120135	Building Sciences & Technology-VI	Theory	Yes	Yes
BARC1644	120136	Interior Design	Theory	Yes	Yes
BARC1645	120137	Estimating & Costing	Theory	Yes	Yes
BARC1646	120138	Design Philosophies-III	Theory	Yes	Yes
BARC1647	120139	Architectural Legislation	Theory	Yes	Yes

[Print Exam Form](#)

1. Please fill the form carefully.  
 2. Once the form is filled, payment made and form is locked, correction shall be allowed only after payment of the correction fees of Rs. 700/-.  
 3. Print and Download pdf button will be shown only when you lock all subject(s) in Section B.

MAHARAJA RANJIT SINGH PUNJAB TECHNICAL UNIVERSITY - Bathinda (Punjab) - 151001  
 Copyright © 2018. All Rights Reserved



## NOTES:

- Student's profile should be locked to generate Examination form.
- Elective Subject or Subject from Semester Groups will only be listed in Admit card/Exam Form if subject has been selected in Subject Selection Module by HOD for that particular student.
- **Regular Examination Form**  
Important Instructions.
  - . Please fill the form carefully.
  - . Once the form is filled, payment made and form is locked, correction shall be allowed only after payment of the correction fees of Rs. 1000/-
- **Reappear Examination Form**  
Important Instructions.
  - . Please fill the form carefully.
  - . Once payment is made and the exam form is locked, no correction is allowed.
- **Payment**
  - . Please check all the details in the examination form (Regular or Reappear) before making the payment.
- In case of any problem with the Examination form, send us email at [supportexam@mrsptu.ac.in](mailto:supportexam@mrsptu.ac.in).